

Made on '85. 4. 7.

6 WKC Team Manager Meeting

I Championship

Delegation Office

1. The control of Shinai will be made in the ~~lobby~~ of Hotel Ibis from 18:00 to 19:00 on 12th of Apr.
2. The Shinai not stamped "6WKC" cannot be used in the championship. 500 gr.
3. Presentation of order form for team championship :
 - The order form of competitors for 1st match must be presented in an envelope duly closed, to the desk set by the Shinai control counter from 18:00 to 19:00 on 12 th of Apr. The envelope will be opened on 13th of April before the matches.
 - Regarding the order forms for further matches, they must be presented immediately when the next adversary team is known.
4. Players must put their ID belts on the both sides of the Tare.
Team managers are responsible for the ID belts and they are requested to restitute them after the general Keiko of 14th of Apr. or after goodwill matches of 15th of Apr.
You must refund US \$ 3.00 for each ID belt lost.
5. Team mangers should fully inform the players of the rules and manners.
6. Team Mangers and competitors should pay attention to the order of matches and be ready to begin your contest when called. Competitors who are not present within 2 minutes after the call, will be deemed to have withdrawn from the contest.
7. Before each fight, examine your Shinai.
8. Warming-up and Suburi in the arena are prohibited. You can make Warming-up in gymnasium N° 3.
9. Only players, team managers and caoches are allowed to enter the arena.
10. No footwear can be used in the arena.

II. Opening Ceremony

1. All competitors and officials for Individual and Team Championship are required to participate to the opening ceremony. They should get the bus at 7:30 on 13th of Apr. in front of Hotel Ibis.
2. Those taking part in the competition should wear Keiko-Gi, Hakama, Do and Tare. Officials and other players should be dressed in uniform.
3. All delegations are requested to assemble, in two groups, in the corridor at 8:20.

A group :

1. Germany
2. Australia
3. Belgium
4. Canada
5. Korea
6. U.S.A.
7. Hawaii
8. Italy
9. Malaysia
10. New Zealand
11. Poland
12. Sweden
13. France

B group :

1. Argentine
2. Austria
3. Brazil
4. China
5. Spain
6. Great Britain
7. Hong Kong
8. Japan
9. Mexico
10. Netherlands
11. Portugal
12. Switzerland

4. The placard enter first, followed by the national flag, delegation leader, officers and players.
Each delegation must enter in alphabetical order, alternatively from both sides of the hall.
5. When passing the Royal box, please salute in your own way as your colourbearer lowers the flag horizontally.
6. When all delegations have taken their place, the banner will be risen. Everybody should turn toward the banner.
7. At the taking of the oath, the colourbearer should form around the administerer in semi-circle.
8. When the ceremony is over, all leave the hall in two lines beginning from each side.
9. For the individual championship, the parade is not made. Players and officials are required to line up behind the placard by 8:20. Matches begin after chief referee's adress. Players should be ready to start immediately.

III. Closing Ceremony

1. All delegations are required to assemble in corridor in the same way as opening ceremony. However, the best four teams should join group "B".

Team championship :

The champion team enters first, followed by the second one and the two third one. After, the other delegations enter from each side of the hall.

Individual championship :

In the same way as Team Championship, the champion enters first, followed by the second and third players, and after, all delegations come to line up behind the placard.

The general Keiko starts in Gymnasium N° 3 immediately after the closing ceremony.

IV Goodwill Matches

Tournament

1. Matches are taken place by ~~knock~~ out system.
2. Match time : 3 minutes *Encho*
3. Three courts will be used.

Court A	: Division A, D	<i>Junior 2-3</i>	
Court B	: Division E, B	<i>4-5</i>	<i>Ladies</i>
Court C	: Division C, F	<i>1</i>	<i>6-7</i>

V Dan Examination

1. The responsible of each country must pay total of application fee *team leader* for all candidates at the desk set in Gymnasium N°3 from 10:00 to 11:00
2. Those who cannot present justification of their former dan are not allowed to participate in the examination.
3. Examination papers must be presented, at the application, by country and by dan. If not, candidates are considered failed.
4. Iai examination takes place first, followed by kendo one, in three courts.

Court n°1	: Iaido 1st dan	Kendo 1st dan, 2nd dan (201 - 215)
Court n°2	: Iaido 2nd dan	Kendo 2nd dan (216 - 234)
Court n°3	: Iaido 3,4,5,6 dan	kendo 4,5,6 dan
5. All candidates must be present in the hall at 13:00. They must recognize their number. The number will be marked in chalk on Tare for Kendo, and be pinned on keikogi for Iai.
6. The results will be announced after examination. Successful candidates have to pay register fee immediately. Diplomas will be sent later to the association of each country.
 - Those who were successful in ZNKR Examination of Brussels in May '84 cannot have diploma this time. They must regularize the situation with their own association after May '85.
7. Application and register fee are as following ;

	1st dan	2nd	3rd	4th	5th	6th
Application	US \$ 5 (FF 50)	7 (70)	10 (100)	15 (150)	20 (200)	25 (250)
Register	US \$ 5 (FF 50)	7 (70)	10 (100)	15 (150)	15 (150)	35 (350)

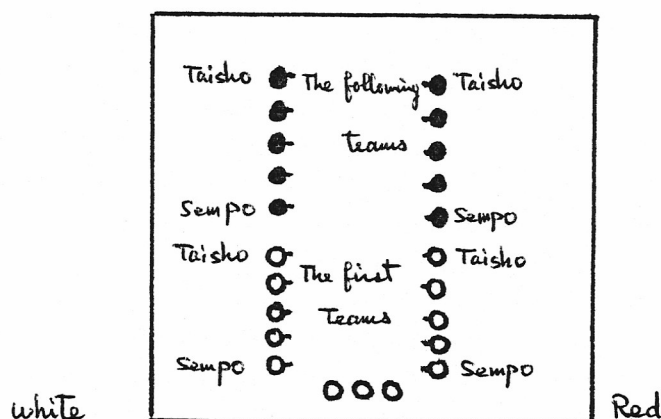
8. Those who don't effect the payment of register fee immediately won't receive the diploma and their succes will be considered no valid.

VI Other remarks

1. Keep always your ID badge which can be checked at the entrance or for other reasons.
2. Please be sure to restitute ID belts.
3. You are requested to give informations concerning your players' records (champion of ... '84, etc...) for broadcasting.
4. Regarding bus service and breakfast, players and officials have different time zone from others. Please respect it so that players may arrive at gymnasium in time.
5. Pay always attention to announcements (English, French).
6. Stay on your own seat. Players have their places by the side of the arena and in a part of 1st floor. (see attached plan)
7. You must watch your stuff, dogu and shinai on your responsibility. You have your players' cabinet reserved for each country. But, Players' cabinet may be used only for changing clothes. They cannot be locked.
8. You are requested to be dressed in uniform at Welcome Party.
9. You can be dressed as you like at Sayonara Party. Some acting of each delegation (2-3 minutes) will be appreciated.
10. Please be punctual as there are many participants. Your delay may stop the programme.
11. Spectators should not whistle nor make excessive encouragements.
12. Lunch for players and officials is provided in Gymnasium n°2.
13. Notice for Team Manager, concerning the manner of Team Championship

When two opponent teams make "Rei" of the beginning, the first players (Sempo) must be dressed with Men, Kote and Shinai, and the second ones (Jiho) must be dressed with Men.

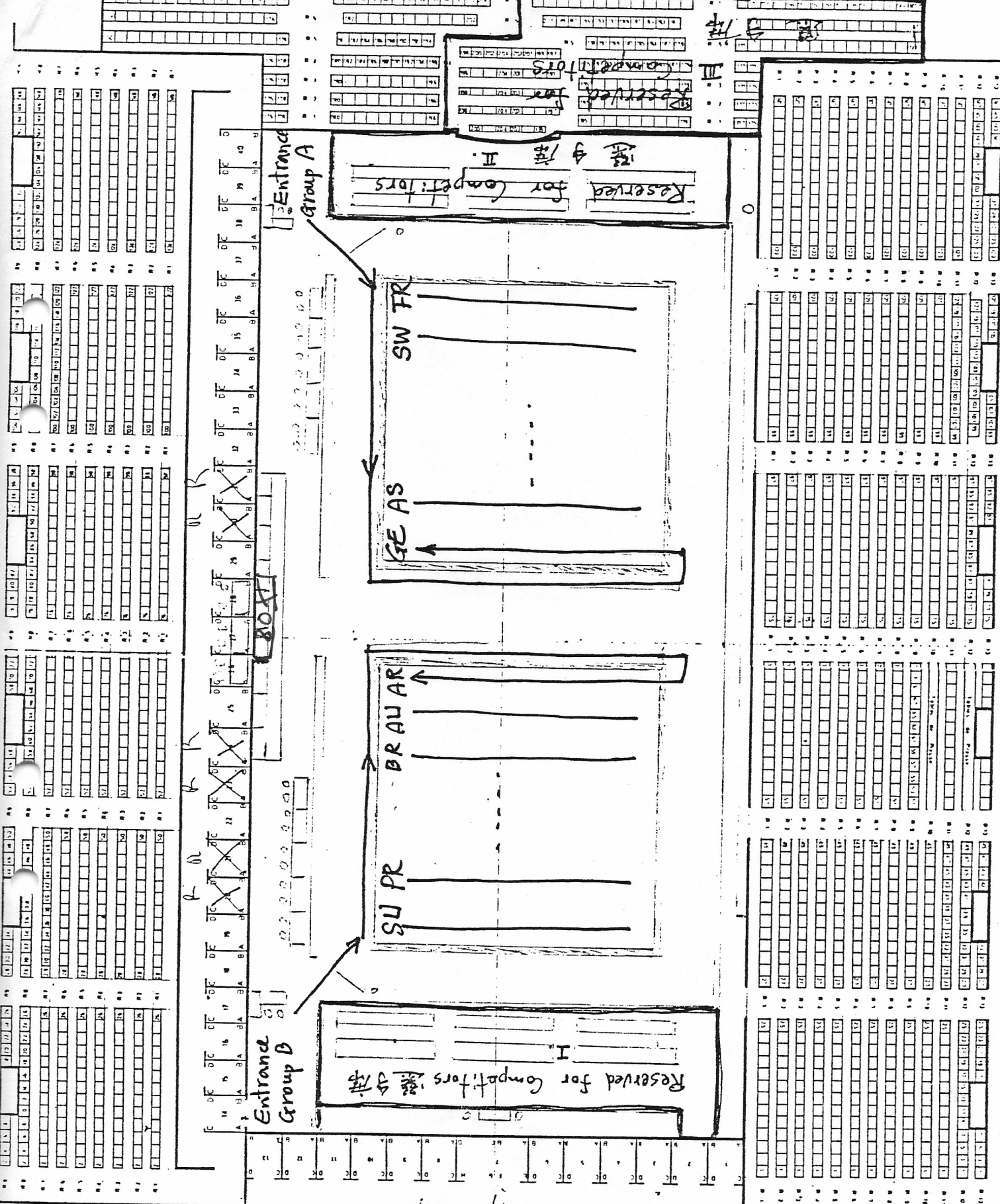
At the "Rei" of the end, the last players (Taisho) do it without putting off their men, and in the same time, two following teams (for next fights) must make "Rei" of the beginning.



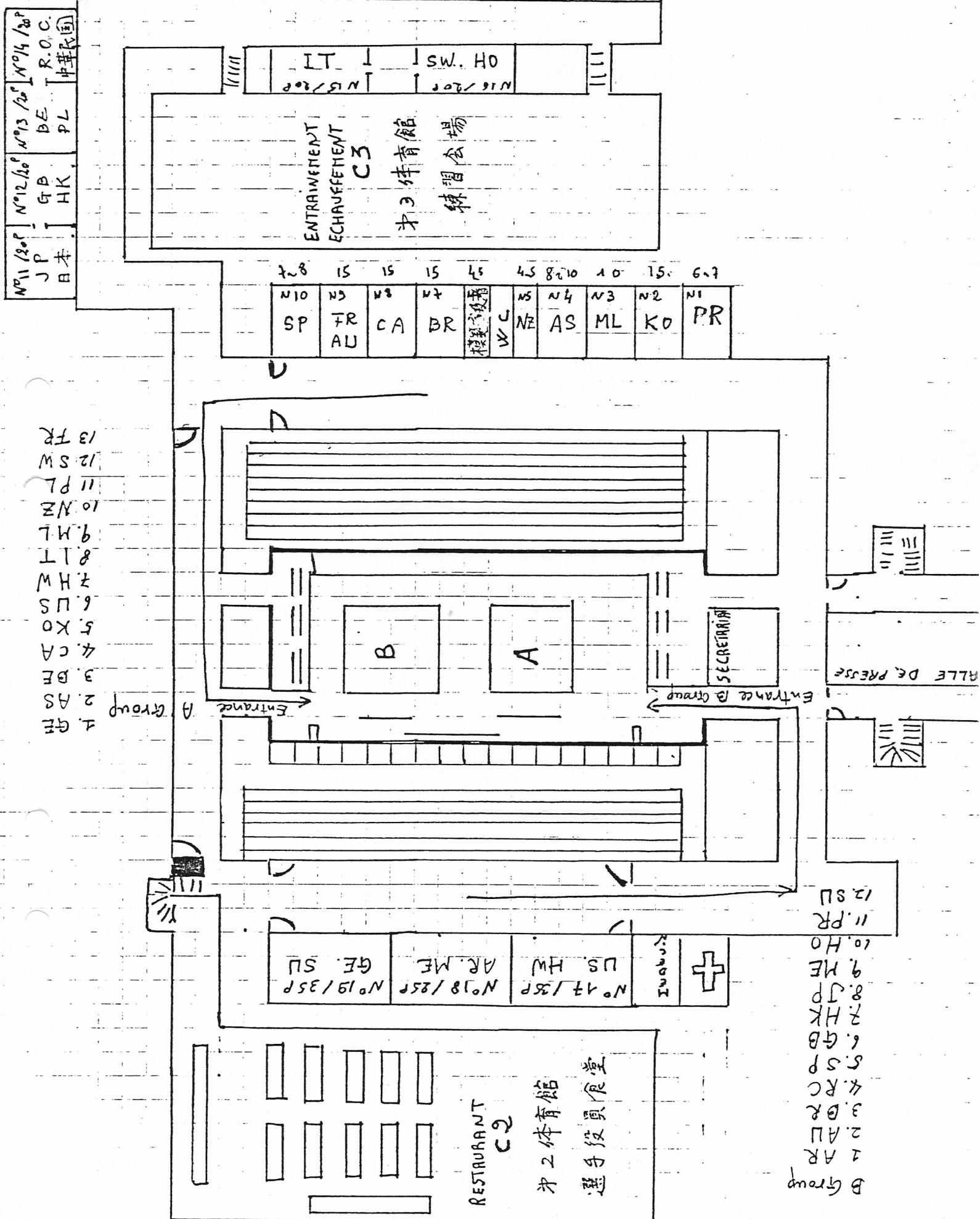
Group A

- 1. GE
- 2. AS
- 3. BE
- 4. CA
- 5. KO
- 6. US
- 7. HW
- 8. IT
- 9. ML
- 10. NZ
- 11. PL
- 12. SW
- 13. FR

No. 1



AR
 AU
 BR
 RC
 SP
 GB
 HK
 JP
 ME
 HO
 PR
 SU



N°11/20P J P 日本
 N°12/20P G B HK
 N°13/20P B E P L
 N°14/20P R. O. C. 中華(國)

7-8 15 15 15 45 45 8-10 10 15 6-7
 N10 SP N5 FR AU N8 CA N7 BR WC N5 NZ N4 AS N3 ML N2 KO N1 PR

13 FR
 12 SW
 11 PL
 10 NZ
 9 ML
 8 IT
 7 HW
 6 US
 5 XO
 4 CA
 3 BE
 2 AS
 1 GE
 A Group

12 SU
 11 PR
 10 HO
 9 ME
 8 JP
 7 HK
 6 GB
 5 SP
 4 RC
 3 BR
 2 AU
 1 AR
 B Group

RESTAURANT C2
 才2 体育馆
 選手役員食堂

ENTRAINEMENT
 ECHAUFFEMENT
 C3
 才3 体育馆
 練習会場

SECRETARIA

ALLEE DE PRESSE

+

INFORM

N°17/35P US. HW
 N°18/25P AR. ME
 N°19/35P GE. SU

Entrance A

Entrance B Group

下記の体育館で自由練習ができます。歩いて7分

You can make free training in the gymnasium indicated below.

7 minutes to walk

11 APR. 14:00 ~ 18:00

12 APR 9:00 ~ 18:00

